

**DENFORD**

# Router 2600/2600 PRO

3 AXIS CNC ROUTER



Shown with optional universal bench  
and optional computer support extension.  
(PC not included)



Optional 5 Station Automatic Tool Changer  
See Routing Accessories page 34.

# Router 2600/2600 PRO

## 3 AXIS CNC ROUTER

A 3 axis CNC Router with totally enclosed interlocking guard, suitable for all levels of education and training. With its large capacity the Router 2600 is ideal for cutting a range of resistant materials such as hard and soft wood, plastic, modelling foam, acrylic and prototyping material. Both models are available with 5 Station Automatic Tool Changer; and in addition, the Router 2600 Pro can cut non-ferrous metals.

### THE ROUTER 2600/2600 PRO COME AS STANDARD WITH:

VR CNC Milling Operating Software (PC not included).  
Aluminium T Slot Table.  
Installation and Instruction Manuals.  
Outlet for Dust Extraction System.  
Workholding Clamps.  
USB Connection.

### OPTIONAL EQUIPMENT INCLUDES:

5 Station Automatic Tool Changer, Vacuum Bed, F1 in Schools Car Manufacturing Fixture, 4th Axis Programmable Rotary Fixture, 3D Scanning Attachment, Dust Extraction Unit and Universal Machine Bench.


### SYSTEM REQUIREMENTS

Please refer to page 13.

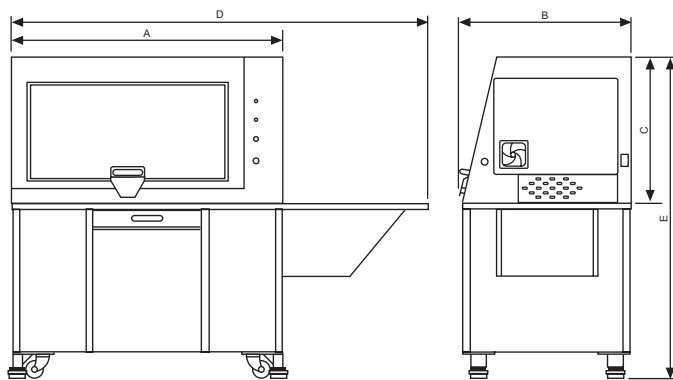
### RECOMMENDED SOFTWARE PROGRAMS

All software necessary to control the Router 2600/Router 2600 Pro is included. Also included is a seat of QuickCAM 2D Design - an easy to use 2D CAD package.

- For 2D Designs - will link to packages able to export 2D dxf files such as QuickCAM 2D Design, TechSoft Design Tools - 2D Design, CorelDraw etc.
- For 3D Designs - will link to packages able to export STL files such as Pro/DESKTOP, ArtCAM and Autodesk Inventor SolidWorks etc. when used in conjunction with QuickCAM Pro.



MECHANICAL DETAILS	ROUTER 2600	ROUTER 2600 PRO
Machine Length (A)	1200mm	
Machine Depth (B)	750mm	
Machine Height (C)	675mm	
Length with Optional PC Arm (D)	1850mm	
Height with Optional Base (E)	1440mm	
Machine Weight	150kg	
Machine Weight with Opt. Base	255kg	
Table Size	700 x 430mm	
Travel X Axis	600mm	
Travel Y Axis	400mm	
Travel Z Axis	110mm	
Beam Clearance	150mm	
Max. Spindle Speed	29000RPM	24000rpm
Non-Ferrous Metal Cutting	No	Yes
Spindle Speed Control	No	Yes
Spindle Speed Override	No	Yes
Max. Feed Rate	5000mm/min	
Max. 3D Profiling	4500mm/min	
Mains Supply Requirements* (* Alternative supplies available on request)	Single Phase	
Spindle Motor	1.0kW	
Axes Motors	Stepper	
Volts	230 Volts	
Amps	8 Amps	
Hz	50 Hz	
Electric Connection	13A Socket	




Machine Dimensions.

To get you up and running, Denford also offer a range of CNC Routers, Lasers, Milling Machines and Lathes, together with tooling packages, workholding kits and courseware.

Total Commitment to Manufacturing Technology in Education and Training Worldwide. ISO9001 compliant.

Denford reserves the right to alter machines and software specifications without prior notice. All Denford products are subject to copyright. All brands and products are trademarks or registered trademarks of their respective companies.



Get help, advice and share designs online  
[www.denfordata.com/bb](http://www.denfordata.com/bb)